


3 PHASE & MOTOR ROTATION TESTER

Model : RT-608

ISO-9001, CE, IEC1010

www.yalab.com.tw 02-2389-0101



Lutron

The Art of Measurement

www.YaLAB.com.tw

3 PHASE & MOTOR ROTATION TESTER

Model : RT-608

www.YaLAB.com.tw 02-2389-0101

SPECIFICATIONS	
Function	2 in 1 (3 PHASE ROTATION TESTER & MOTOR ROTATION FIELD TESTER). 3 PHASE ROTATION TESTER : To display the phase sequence of 3 phase power system. MOTOR ROTATION FIELD TESTER : To make the determination the rotation field of unconnected motor.
Power Supply	006P DC 9 V battery
Power	3 phase rotation tester : 7 mA
Consumption	Motor rotation field tester : 14 mA
Circuit Structure	Electronic (not mechanical).
Size	150 x 85 x 40 mm (5.9 x 3.4 x 1.6 inch).
Weight	230g/0.5 LB (w/o battery)
Accessories Included	Operation manual..... 1 PC. Rubber alligator clip with banana plug (red / white / black wire)..... 3 PCs.















Operating procedures for MOTOR ROTATION FIELD TESTER

1. Plug in the " black wire ", " red wire ", " white wire " banana plug into the L1, L2, L3 terminals.
2. Clamp the alligator clips on to the input power wire of the tested motor (there must be no voltage present).
3. Push the green operation button, then the correct phasing is ascertained by rotating the motor shaft.

3 PHASE ROTATION TESTER

Signal Input	100 V AC up to 660 V AC max..
Voltage	3 min. limit for over 500 V AC.
Signal Current Consumption	7 mA at 500 V AC.

OPERATING INDICATOR INSTRUCTION :

CLOCKWISE (CORRECT)	LIGHT 	L1 L2 L3 
COUNTER CLOCKWISE (CORRECT)	LIGHT 	L1 L2 L3 
L1 NO CONNECT (INCORRECT)	LIGHT  	L1 L2 L3 
L2 NO CONNECT (INCORRECT)	LIGHT  	L1 L2 L3 
L3 NO CONNECT (INCORRECT)	LIGHT  	L1 L2 L3 
Remark	Light ON =  Light OFF = 